

Plumbing / Hose / Pumps / Sanitation

BAITWELL AERATION PUMPS



Johnson Pump Twin Port Livewell Aeration Pump

Pumps offer the convenience of using only one intake for both the live well and the wash down pump. 3/4" tapered inlet connects directly to the sea cock and the upper outlet port provides a continuous flow of water through the 3/4" discharge to the live well while the lower outlet port connects to the wash down pump through either a 1/2" or 3/4" port. High pressure inlet seal easily handles the higher pressures created by high speed pickups commonly used. Made in U.S.A. 3 year manufacturer's warranty. 12 VDC, Capacity: 550 GPH.

Order No	Mfg No	Voltage	Capacity	List
353941	48503	12VDC	550 GPH	\$57.50



Johnson Pump Cartridge Aerator Pump

Choice of intake configuration; straight or 90°. Small profiles fit in confined spaces. Easy to change motor cartridges. Made in U.S.A. 3 year manufacturer's warranty.

Order No	Mfg No	Capacity	Type	Voltage	List
323974	28503	500 GPH	Straight	12 VDC	\$64.23
323985	38503	500 GPH	90°	12 VDC	\$62.95
323996	28703	750 GPH	Straight	12 VDC	\$73.13
324007	38703	750 GPH	90°	12 VDC	\$71.70



Attwood T500 Aerator 500 GPH Pump

Pumps 500 GPH at open flow, up to 325 GPH at 3' head. Ideal for small boats or boats with single, standard capacity livewells. 3-1/2" x 1-1/2" inlet for recirculation pump. 36" lead wires attached. 12-volt D.C., CE rated. Threaded 3/4" outlet, 90° 3/4" hose barb also included. Dimensions: A = 3-13/16"; B = 3"; C = 3-3/8"


Order No	Mfg No	List
244413	4640-7	\$46.83



Whale Gulper Grouper Non-Clog Fishbox Waste Pumps

- Specifically designed to pump out fishbox, livewell and baitwell waste.
- No impeller to clog or burn.
- Non-choke valves.
- Can run dry without damage.
- Pumps air / water mixtures.
- Single pump for multiple wells.
- Heavy duty single diaphragm.
- Easy to maintain and clean.
- Up to 25.5 ltrs (6.75 US gals) per minute at open flow.
- Low power consumption.
- Multi-directional head allows the pump to be mounted in the most convenient part of the baitwell.

Order No	Mfg No	Voltage	List
353339	BP4572	12 VDC	\$359.87
353340	BP4574	24 VDC	\$370.56



Rule Transom Mount Livewell Pumps

Allows professional aeration without installing pump through hull. Unique "quick-release" pump with strainer base assembly easily snaps into transom bracket provided. Later, remove for storage. 6' wire leads. 500 GPH.

Order No	Mfg No	List
280375	25DTB	\$122.43



401C, 403C



401FC, 403FC, 405FC



401STC, 403STC

Rule Tournament Series Removable Motor Cartridge Bait Pumps

- Quiet operation
- Totally waterproof construction
- Water cooled motor housing
- Low amperage draw
- Nonconductive material construction eliminates electrolysis
- Wide array of pick-up tubes.

Tapered thread models: These models have tapered (NPT) threads which screw directly into any 3/4" valve or seacock for positive on/off control.

Straight thread models: These models have straight (NPS) threads and are designed to be mounted through the hull and an accompany nut is screwed down to hold the pump in place. They have 4" to 4-3/4" long pick-up tubes which allow them to be custom cut to any desired length.

Order No	Mfg No	Capacity	Outlet	Type	List
280087	401C	500	3/4"	Angled	\$78.03
280090	401STC	500	3/4"	Straight	\$78.03
268103	401FC	500	3/4"	Straight	\$72.33
280093	403C	800	3/4"	Angled	\$83.25
280096	403STC	800	3/4"	Straight	\$83.60
268104	403FC	800	3/4"	Straight	\$76.60
268105	405FC	1100	1-1/8"	Straight	\$82.18

Replacement Motor Cartridges

Order No	Mfg No	Fits	List
280675	45DR	500 GPH	\$46.20
280686	46DR	800 GPH	\$56.40
280697	47DR	1100 GPH	\$60.80



Rule Tournament Series Livewell-Baitwell Pumps

Engineered to withstand the rigors of tournament fishing; the Tournament Series pump is the highest capacity Livewell pump in today's market. This model features a glass filled nylon dual port base for optional washdown pump connection. Anti-Airlock feature, and a heavy duty long life motor.

Order No	Mfg No	Item	GPH	List
280481	209B	Single Port	1600	\$256.03
280493	209FDP	Dual Ports	1600	\$243.55



954-463-4307 • D.S. Hull Company Inc. • www.dshullco.com

Plumbing / Hose / Pumps / Sanitation

BAITWELL TANK • BAITWELL AERATION PUMPS • WASHDOWN PUMP



SHURFLO®

ShurFlo Bait Sentry Mag-Drive Livewell/Bait Tank Pump

Designed for easy installation and trouble-free operation. Magnetic drive technology eliminates unnecessary failures. Anti-airlock feature allows pump to clear trapped air in rough water or when boat is anchored. Dual ports allow for easy washdown pump connections.

- No seals to leak, can run dry continuously
- Anti-airlock feature will clear trapped air even in rough water
- 3 Year Warranty
- 12 VDC



Order No	Mfg No	GPH	Inlet	Outlet	Amps	List
328036	1700-011-030	800	3/4"	3/4"	2.75	\$130.96
328048	1700-021-030	1100	1-1/8"	1-1/8"	3.75	\$139.70



SHURFLO®

ShurFlo Piranha™ Livewell Pumps

Smart. Reliable. Attractive. Efficient. removable cartridge for easy cleaning. Patented anti-airlock feature allows the pump to clear trapped air in rough water or when the boat is anchored. The dual port fitting allows for easy washdown pump connections.

- Tough Nylon Housing
- Ignition Protected
- 2 Year Warranty
- Tinned 6' Wire Assembly



Order No	Mfg No	GPH	Voltage	List
328273	357-113-10	800	12 VDC	\$64.36
328284	357-103-10	1100	12 VDC	\$69.82



SHURFLO®

Shurflo High Flow Livewell Pumps

Equipped with an anti-airlock feature to ensure optimal performance and are constructed with a high density nylon housing. Engineered with the finest components that continue to improve SHURflo's high quality standard, the SHURflo Bilge Pumps' performance and product reliability are unmatched.

- ISO 8849
- 2 Year Warranty



Order No	Mfg No	GPH	Volts	List
328295	358-001-10	1500	12 VDC	\$147.37
328306	358-011-10	2000	12 VDC	\$168.70



042282

MOELLER



042283

Moeller Roto Molded Blue Polyethylene Baitwells

- Constructed of one piece, seamless, heavy-duty Polyethylene roto molded plastic.
- Each tank comes with molded in 10/24" deck fasteners for easy deck hold down and include drain plugs for quick draining and cleaning.
- Lids are recessed but allow for quick access.
- Ready to convert to bait well application with plumbing accessory kit.
- One Year Warranty.

Order No	Mfg No	Capacity	Description	List
740044	042282	26 Gal.	Oblong 16" H x 28" L x 16.38" W	\$168.73
740050	042283	49 Gal.	Round 18" H x 29" D	\$208.08



SHURFLO®

Shurflo Pro Baitmaster II Heavy Duty Livewell/Washdown Pump

Excellent for livewell or washdown applications in harsh marine environments. The seamless motor shell and sealed switch protects the pump from splashed liquids. Self-priming and can run dry without damage. For tank size 35 gallons and under. Thermally protected. Ignition protected. CE. 2 year warranty.

- Sealed Switch
- 45 PSI Shut Off Pressure
- 2 Year Warranty
- CE Onlyed



Order No	Mfg No	GPM	Volts	List
328251	4648-153-E07	4.0	12 VDC	\$340.59
232163	4648-163-E07	4.0	24 VDC	\$364.61



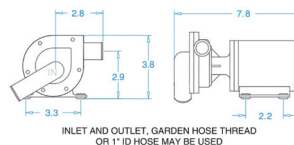
a xylem brand

Fish Box Evacuation Pump

- Flexible installation.
- No filter required.
- Compact and simple design.
- 12v and 24v variants.
- Dry running capability.
- Connections for 38mm (1 1/2") ports.
- Up to 19 lpm (5 US gpm) flow.
- Relevant standards: ISO 8846 MARINE and USCG regulations for ignition protection.
- Meets BSEN 50081 (Electro Magnetic Compatibility).



Order No	Mfg No	Voltage	List
241260	50900-1000	12 VDC	\$438.20
241272	50900-1100	24 VDC	\$444.13



INLET AND OUTLET, GARDEN HOSE THREAD OR 1" ID HOSE MAY BE USED

GROCO®
Quality Marine Products Since 1918

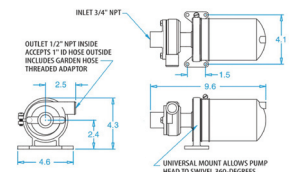


Groco Bronze Submersible Baitwell Pump

- Combines CP-20 performance with a light weight non-metallic pump.
- No-rust plastic base.
- Inlet and outlet are threaded for garden hose or for 1" ID hose.
- Continuous-duty "Ignition Protection" motor with #316 SS shaft; Continuous duty seal.
- 17 GPM; ideal for baitwell circulation or any onboard pumping job that needs high GPM but relatively low pressure.

Order No	Mfg No	Voltage	List
380104	CB-10	12 VDC	\$231.00
380115	CB-10	24 VDC	\$251.00

GROCO®
Quality Marine Products Since 1918



Groco Bronze Submersible Baitwell Pump

- Universal mount allows 360° pump rotation.
- Inlet: 3/4" NPT; Discharge: 1/2" NPT; Garden hose adapter included.
- Ignition protected ball bearing motor with 316 SS shaft.
- 17 GPM; ideal for baitwell circulation or any onboard pumping job that needs high GPM but relatively low pressure.

Order No	Mfg No	Voltage	List
380082	CP-20	12 VDC	\$288.00
380093	CP-20	24 VDC	\$308.00

Plumbing / Hose / Pumps / Sanitation

BAITWELL AERATION PUMPS AND PLUMBINGS • BAITWELL FILTERS & STRAINERS • WATER PICK-UP SYSTEM



TH Marine Overflow Drain Tubes

These overflow drain tubes feature a threaded end fitting that screws into a threaded thru hull drain. This means of securing the tube assures that the tube will not come out of the fitting in even the roughest conditions. To drain, simply unscrew the tube until the drain holes in the threaded fitting are exposed. A neoprene gasket provides a water tight seal.

Order No	Mfg No	Description	List
303372	ODT-1-DP	1-1/8" Drain; 12" L	\$13.26
303007	ODT-2-DP	1-1/2" Drain; 18" L	\$34.95

Replacement Screen

Order No	Mfg No	Fits	List
303383	ODTS-1-DP	ODT-1	\$5.16
303178	ODTS-2-DP	ODT-2	\$7.71



Attwood Aerator Spray Head

Use on livewells that have built-in overflows or recirculating systems. Mounts on side of tank. 90° fitting for installation in tight spaces. Rotating head with O-ring adjusts and maintains flow setting. Removable head has an "interference-fit thread design" that will not allow it to vibrate or blow out. Polypropylene construction. Can be installed on tanks with up to 5/8" wall thickness.



Order No	Mfg No	List
244415	4125-7	\$11.45



Marine Metal Products Bubble Box Portable Air Pump

Aerates up to 7-1/2 gallons of water. Pumps 7/8 liter of air/minute. Runs quietly on 2 "D" Cell batteries. Adjustable stainless steel clip and fasteners.



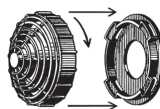
Order No	Mfg No	List
531242	B-11	\$17.16



TH Marine Bait Tank Plumbing Kit

Complete kit for plumbing fixed or portable tanks. Detailed installation instructions included. Kit contains: 90° Overflow Drain Tube. 1-1/8" Thru-hull drain fitting. Aerator spray head with shut-off valve. Directional aerator head for current. Tee fitting to connect both heads to pump.

Order No	Mfg No	List
302102	BWK-2-DP	\$31.30



TH Marine Aerator Filter Domes

Protects pump from debris. Twist off to clean. Mounts behind standard thru-hulls. Black plastic.

Order No	Mfg No	Application	Hole I.D.	List
302406	AFD-2-DP	3/4" Pump or Thru-Hull	1"	\$7.66
302417	AFD-118-DP	Top of 1-1/2" Thru-Hull	1-5/8"	\$8.04



AHVWD-92-DP
Combination Aerator
& Washdown



AH-92-DP

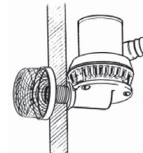


AHV-92-DP

TH Marine Aerator Heads

White plastic.

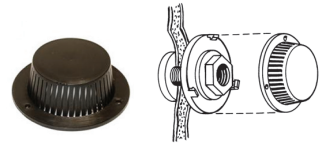
Order No	Mfg No	Includes	Hose Size	Flange	Max. Wall Thickness	List
302192	AHVWD-92-DP	Aerator & Wash Down	3/4"	Single nut-fixed	5/8"	\$13.66
302215	AH-92-DP	90° Aerator No Valve	3/4"	Single nut-fixed	3/4"	\$5.99
302236	AHV-92-DP	90° Aerator Only w/Valve	3/4"	Single nut-fixed	5/8"	\$8.21



TH Marine Stainless Steel Wire Mesh Strainer

Protects pumps from debris or bait fish. Formed wire mesh and molded PVC threaded base.

Order No	Mfg No	Fits	Thread	List
244005	AS-1-DP	Aerator Pump Intake	3/4"-14	\$10.75
244011	AS-2-DP	TH-1, 1XL 90, 92 Thru-hulls	1"-8	\$10.75



TH Marine Aerator Filter

An externally installed filter for aeration systems. Made of black poly material. This is a simple to install item which prevents aerator system problems due to foreign matter (grass, weeds, and leaves) from clogging pump. Installs with three screws over intake for aerator pump.

Order No	Mfg No	List
302439	AF-1-DP	\$6.22



TH Marine EZ Pump Advanced Water Pick-Up System

- UVG stable and rust resistant.
- Easy installation
- Screen and pick-up all in one.
- Upgrade your present system inexpensively.
- Keeps fish and bait alive longer.
- Prevents livewell system air locks.
- Hassle free livewell operation.
- Extends battery life.
- Fish in stealth mode.

Dimensions: Length: 4-3/4"; Intake: 1" to 3-1/2"

Order No	Mfg No	Color	List
302939	EZ-WHT-1-DP	White	\$20.50



Over 350 brand name manufacturers
Enormous, 50,000 sq. ft. warehouse located next to Ft. Lauderdale International Airport to support all of our customers.
Special orders are no problem.
Selection is second to none.
120 years combined marine experience within our sales team - we can find what you need!
Exclusive Wesmar distributor.
Hours: 7:30 a.m. - 4:30 p.m. - Monday - Friday.
Our knowledgeable & friendly staff is ready to help you.



Over 350 brand name manufacturers
Enormous, 50,000 sq. ft. warehouse located next to Ft. Lauderdale International Airport to support all of our customers.
Special orders are no problem.
Selection is second to none.
120 years combined marine experience within our sales team - we can find what you need!
Exclusive Wesmar distributor.
Hours: 7:30 a.m. - 4:30 p.m. - Monday - Friday.
Our knowledgeable & friendly staff is ready to help you.