

Plumbing / Hose / Pumps / Sanitation

JABSCO & SHURFLO GENERAL PURPOSE PUMPS



Jabsco 12 Volt Standard Water Puppy

Jabsco 12 Volt Standard Water Puppy
Delivers almost seven gallons per minute of open flow. It is equipped with a new pressure cast bronze body which features a reusable O-ring type end cover seal. The ports now have 1/2" internal pipe thread and 1" external hose barb. Two port adaptors to connect common garden hose fittings are included. Can be used for bait tank circulation, livewell aerator, bilge pump, or washdown. 6.3 GPM flow rate. Continuous duty cycle. Ignition protected. 12 VDC operation. Draws 6.8 amps.

Order No.	Mfg. no.	Voltage	List
241147	18660-0123	12 VDC	\$264.83



Jabsco 115 VAC Water Puppy

Similar to the popular Puppy pumps but are equipped with AC electric motors. Ideal for dockside general purpose pumping and some onboard applications. Neoprene impeller. Delivers up to 3.5 GPM. The motor has replaceable brushes for extended life. It is not rated for continuous duty. Motor is 1/12 hp. Ports are 3/8 IPT internal, garden hose thread external.

Order No.	Mfg. no.	Voltage	List
241149	18660-0133	115 VAC	\$391.88



SHURFLO®



Shurflo 8050-305-626 Premium Utility Pump

Incorporating advanced motor technology that includes thermal overload protection, these pumps are self-priming, easy to install and are extremely versatile - perfect for a variety of uses including winterizing, oil changing and liquid transfer. 1 year warranty.

Hose kit includes.
8' cable with battery clips..

Flow rate: 1.5 GPM
7.78" x 4.5" x 4.3"
Port size: 3/8" FNPT

Order No.	Mfg. no.	List
289991	8050-305-626	\$222.54



Jabsco Cyclone Circulation Pump

Robust, high efficiency and flow, long life circulation pump. Typical applications include hot & cold water systems, windscreen washing, livewell and bait tank systems and liquid transfer. 29 GPM maximum flow.

Stainless steel body and anti-clogging design impeller.

Only one tool needed for all servicing.

ISO 8846 Marine & USCG Regulations for ignition protection.

ISO 8849 Marine bilge pump standard.

Order No.	Mfg. no.	Volts	List
180562	50840-0012	12 VDC	\$505.88
180573	50840-0024	24 VDC	\$517.75



Jabsco 6050 Series Bronze 110-230 VAC Motor Pump Unit

Flow rate: 23 GPM, maximum head 60', self-priming from dry up to 7.8'.

Bronze construction

Nitrile impeller

316 stainless steel impeller sleeve over steel motor shaft

Replaceable wearplate

Lip type shaft seal

Ports: 1" NPT, internal

Voltage: 115/230 VAC

Motor: 3/4 hp; 1725 RPM

Applications: Bait tank circulation, transfer oil, wash down and utility dock pump.

Order No.	Mfg. no.	Voltage	List
281347	6050-0003	115/230 VAC	\$1067.75



SHURFLO®



Shurflo Blaster II Washdown Pumps

Perfect for tough washdown applications, such as fish box, scaling and anchor chain cleaning, these rugged self-priming pumps deliver high lift, can run dry without damage and won't overheat with extended use. Pumps are ignition protected and switches are sealed against water damage. Thermally Protected. Ignition Protected. 45 psi. Capacity: 3.5 GPM. Dimensions: 7.6 x 5.0" x 4.6".

Order No.	Mfg. no.	Voltage	Amps	List
232196	4238-121-E07	12 VDC	6.0	\$191.81
328240	4238-145-E07	24 VDC	3.0	\$215.13



Jabsco Commercial Duty Water Puppy

Flow rate: 8 USgallons/min (30.4 Litres/min)

Self-priming from dry up to 1.2m (4ft)

Small bilge debris present no problem to these bronze bodied, flexible impeller pumps.

Simple design means fewer wearing parts.

ISO 8846 MARINE (Ignition protection).

ISO 8849 MARINE (Bilge pump standard).

Body Materials: Bronze

Impeller: Nitrile

Seal Lip Type

Motor Type: Permanent magnet type, fully enclosed, stainless steel shaft, ball type shaft bearing, has adequate torque to reverse the pump

Port Type: 1/2" Internal Pipe Threads; 1" External Hose Barb

Adapter for 3/4" External Garden Hose Thread included

Dimensions: 3" x 4-3/4" x 6-7/8"

Weight 6 lb.

Order No.	Mfg. no.	Voltage	List
241203	18670-0123	12 VDC	\$463.13
180705	18670-0943	24 VDC	\$463.13



SHURFLO®



Shurflo ProBlaster II Washdown Pump

Perfect for tough washdown applications, such as fish box, scaling and anchor chain cleaning, these rugged self-priming pumps deliver high lift, can run dry without damage and won't overheat with extended use. Pumps are ignition protected and switches are sealed against water damage. Thermally Protected. Raw water strainer and fittings included.

- Self-Priming
- Sealed Switch
- Quiet Performance Motor
- Run Dry Capability
- Seamless Shell Motor-Waterproof
- Ignition Protected
- 45 PSI Shut Off Pressure
- Spray nozzle and Fittings included
- 2 Year Warranty
- CE Only
- 4.0 GPM
- 10A @ 12 VDC

Order No.	Mfg. no.	List
289968	4248-153-E09	\$245.60



SHURFLO®



Shurflo Pro Blaster II Ultimate Washdown Pump

The Extreme™ ProBlaster™ pump delivers over 5 gallons per minute and pressure up to 45 psi, giving you the ultimate in washdown capabilities. This high volume pump will clean your deck quickly and easily. The corrosion resistant coated seamless motor shell with sealed switch provides excellent protection against the harsh marine environment. Available in 12, 24 VDC. The Extreme™ ProBlaster™ is designed for the toughest washdown applications! Thermally protected. Raw water strainer and fittings included.

- Self-Priming
- Run Dry Capability
- Sealed Switch
- Seamless Motor Shell-Waterproof
- Ignition Protected
- 45 PSI Shut Off Pressure
- 3 Year Warranty
- CE Only Dimensions Inches/Millimeters: 9.25 x 5.0" x 5.50"

Flow Rate GPM/LPM: 5.3 GPM [20.1 LPM]

Shut-Off Pressure: 45 PSI [3.1 BAR]

Order No.	Mfg. no.	Voltage	Amps	List
328140	4258-153-E09	12 VDC	14.0	\$294.73
328152	4258-163-E09	24VDC	6.0	\$328.58



954-463-4307 • D.S. Hull Company Inc. • www.dshullco.com

Plumbing / Hose / Pumps / Sanitation

SHURFLO WASHDOWN PUMPS

PENTAIR

SHURFLO®



ShurFlo Pro Washdown Kit II

These washdown kits include everything you need for those tough applications in fish box scaling, anchor chain cleaning and blasting down the grimeiest decks all in one kit. The kits include a washdown pump, fittings, nozzle, raw water strainer and 25' coiled hose. 2 year warranty. 12 VDC. 4.0 GPM.

Order No	Mfg No	Voltage	List
232197	4348-153-E09	12 VDC	\$292.55

PENTAIR

SHURFLO®



ShurFlo Blaster II Washdown Kit

These washdown kits include everything you need for those tough washdown applications in fish box scaling, anchor chain cleaning and blasting down the grimeiest decks all in one kit. The kits include a washdown pump, fittings, nozzle, raw water strainer and 25' coiled hose. 2 year warranty. 12 VDC. 3.5 GPM.

Order No	Mfg No	Voltage	List
328463	4338-121-E07	12 VDC	\$207.70

JABSCO

a xylem brand



Jabsco 4 GPM Washdown Pump Kit

This 4.0 GPM (15 LPM) Washdown Pump provides the boater of small to medium vessels with a cost conscious and size maximized higher pressure pump. With a sealed pump head and motor, this new model provides the same ease of installation as all Jabsco water pressure pumps. Included with each pump is a strainer, nozzle, and fittings for most installations.

- Corrosion resistant
- Sealed motor
- ISO 8846 MARINE (Ignition Protection Standards)

Order No.	Mfg. no.	Amps	Volts	List
280743	32900-0092	9.0	12	\$235.13

JABSCO

a xylem brand



Jabsco PARMAX Washdown Pumps

Smooth flow.
Dry running capability.
Soft noise absorbing mounts.
Snap-fit port fittings.
Corrosion resistant materials.
Meets USCG Regulation 183.410 and ISO 8846 MARINE (ignition protection).
Meets EN 50081-1 Electro-magnetic Compatibility.

Order No.	Mfg. no.	GPM	Voltage	List
280809	32305-0092	3.0	12 VDC	\$182.88
280810	32700-0092	5.0	12 VDC	\$283.83
280832	82505-0394	5.0	24 VDC	\$336.78

GROCO®

Quality Marine Products Since 1918



Groco Series SP0-60 Vane Pump

Positive displacement pump which has a rotor with slots and a series of vanes which fit into the rotor slots. With motor rotation, the vanes slide freely in the slots while riding against the inside of the pump housing. Rigid vanes do not flex or bend, as do rubber impellers or diaphragms, so a more positive pressure and higher flow are provided.


Applications such as oil pumping, diesel fuel pumping, bilge pumping or deck wash. Ignition protected permanent magnet ball bearing motor.

Delrin rotor and blades are not affected by exposure to diesel fuel or crankcase oil. NOTE: DO NOT PUMP GASOLINE OR OTHER EXPLOSIVE LIQUIDS.

Continuous duty face-type shaft seal.

Mounts in any position. Pump head may be rotated 180 degrees if desired. Optional pump-mounted reversing switch allows pumping in either direction. Self-priming.

Order No.	Mfg. no.	Voltage	Reversing	List
380059	SPO-60-N	12 VDC	No	\$433.00
380060	SPO-60-R	24 VDC	Yes	\$651.00



Parts

Order No.	Mfg. no.	Type	List
730270	P-1	Pump Repair Kit	\$11.00

JABSCO

a xylem brand



Jabsco Light Duty Diaphragm Bilge Pumps

This light duty pump is inexpensive yet has the performance and features of higher priced pumps. Self-priming allows the pump to be mounted above the bilge or sump areas with only the intake hose in the bilge. Diaphragm design allows the pump to run dry for extended periods without damage and has low amp draw. Tough plastic body has ports for 3/4" ID hose. Supplied with Pumpgard in-line strainer. 12 VDC.

Order No.	Mfg. no.	List
241201	37202-0000	\$328.85

JABSCO

a xylem brand



Jabsco Light Duty Diaphragm Bilge Pumps

Installation above bilge and sump areas with only the intake hose in the bilge.

Diaphragm design allows pump to run dry for extended periods without damage and has low amp draw.

Built-in hydraulic pulsation dampener

Vibration/shock mounting pads

Plastic body has ports for 3/4" ID hose

Specifications:

Power input - 12 VDC

Amps/Fuse: 6/6-1/2 Amps

Flow rate: 4 GPM nominal


Hose size: 3/4"

Dimensions: 7-1/4" H x 4-1/16" W x 5-9/16" L

Order No.	Mfg. no.	Voltage	List
182564	36960-2000	12 VDC	\$562.88

JABSCO

a xylem brand



Jabsco Medium Duty Diaphragm Bilge Pumps

Flow rate: 8 GPM


Voltage: 12 VDC

Dimensions: 8-1/4" H x 7" W x 5-9/16" L

Order No.	Mfg. no.	Voltage	List
241007	36600-0000	12 VDC	\$788.50
182443	36600-0010	24 VDC	\$812.25

JABSCO

a xylem brand



Jabsco Medium Duty Diaphragm Bilge Pumps

Flow rate: 5.5 GPM

Dimensions: 8-1/4" H x 6-5/8" W x 5-9/16" L

Order No.	Mfg. no.	Voltage	List
182454	36680-2010	24 VDC	\$729.13

D.S. HULL
COMPANY.

Plumbing / Hose / Pumps / Sanitation

GROCO AND RULE GENERAL PURPOSE PUMPS • RULE BILGE PUMPA



Rule Automated Bilge Pumps

Powerful bilge pump and a new non-mercury float switch in a single housing. While fully automated, the pump will only turn on when the water level rises. There is no cycling and battery drain. The pump remains off until the internal float switch rises. The pump then stays on until the water is evacuated. The pumps' internal computer senses no load (water) against the impeller and then shuts off. A detachable strainer provides easy access to the impeller area for removal of debris.

Order No.	Mfg. no.	GPH	Voltage	List
280205	RM500B	500	12 VDC	\$93.45
280574	RM500B-24	500	24 VDC	\$94.78
280220	RM750A	750	12 VDC	\$124.70
280239	RM1100B	1100	12 VDC	\$164.60
280266	RM1100B-24	1100	24 VDC	\$170.65
280408	RM1500B	1500	12 VDC	\$295.45
280776	RM2000A	2000	12 VDC	\$380.48



Rule LoPro Bilge Pumps

Low profile bilge pumps for tight places. 2.4" high.

Two automated modes: (1) engages pump when water level reaches 2". (2) Checks water by briefly turning on the pump every 2.5 minutes.

Pump can be rotated 180° to make pump easy to install.

Checkvalves prevent backflow.

900 GPH open flow at 12V.

Port configurations: 1", 1-1/8", 19 mm, 25 mm, and 28 mm nozzles included.

Order No	Mfg No	GPH	Voltage	List
280568	LP900D	900	12 VDC	\$72.93
351236	LP900S	900	12 VDC	\$98.20



Rule Submersible Bilge Pumps

Rule® submersible bilge pumps have set the standard for the industry for many years. They are the first choice of yachtsmen and commercial fishermen throughout the world. More innovations in bilge pump design have come from Rule® Industries than any other manufacturer.

All pumps include these Rule® quality features:

- Compact, efficient, maintenance-free.
- Silent running, vibrationless.
- Exclusive Rule® moisture-tight Teflon® seals.
- Ignition protected.
- Won't burnout when run dry.
- Anti-airlock feature.
- Positive snap-lock strainer base.

Order No.	Mfg. no.	GPH	Voltage	Discharge Port	List
281369	24DA*	360	12 VDC	3/4"	\$30.03
281370	25DA*	500	12 VDC	3/4"	\$41.20
281381	25DA-24*	500	24 VDC	3/4"	\$46.43
281392	20DA*	800	12 VDC	3/4"	\$64.25
280215	20R	800	12VDC	3/4"	\$64.25
280227	21R	800	24VDC	3/4"	\$71.75
233621	20F	800	12 VDC	3/4"	\$65.08
281403	20DA-24*	800	24 VDC	3/4"	\$70.18
233584	20A	1000	12 VDC	1-1/8"	\$66.98
281414	27DA*	1100	12 VDC	1" & 1-1/8"	\$73.15
281425	27DA-24	1100	24 VDC	1" & 1-1/8"	\$80.25
233575	02	1500	12 VDC	1-1/8"	\$142.75
280142	03	1500	24 VDC	1-1/8"	\$160.08
233576	10	2000	12 VDC	1-1/8"	\$200.23
233578	12	2000	24 VDC	1-1/8"	\$216.60
280787	10-6UL*	2000	12 VDC	1-1/8"	\$216.60
233577	11	2000	32 VDC	1-1/8"	\$217.28
233579	14A	3700	12 VDC	1-1/2"	\$326.80
280798	14A-6UL*	3700	12 VDC	1-1/2"	\$343.30
233622	16A	3700	24 VDC	1-1/2"	\$342.95
233580	15A	3700	32 VDC	1-1/2"	\$339.28
280629	56D	4000	12 VDC	2"	\$347.95
280641	56D-24	4000	24 VDC	2"	\$358.85

* UL Only offered with 6" wire leads.

Mfg. no. with "DA" designation indicates Back Flow Preventer included.



Rule Gold Series Bilge Pumps

FEATURES AND BENEFITS

- Compact, efficient, long-life motors.
- Limited FIVE year warranty.
- Ability to run dry for short periods.
- Easy-clean, snap-lock strainer bases.
- Stainless steel shafts.
- Completely submersible.
- Marine-grade blocked wiring.
- Rust and corrosion protection.
- Silent and vibrationless operation.
- CE and ISO 8849 certification.
- Ignition protection.

Order No.	Mfg. no.	Volts	GPH	List
281325	04	12 VDC	1500	\$174.58
281336	09	12 VDC	2000	\$230.15



Rule Slim-Line Multi-Application Submersible Inline Pumps for Fresh and Salt Water

Suitable for diesel, fresh and salt water

- Quick diesel transfer with no spillage
- Water transfer, deck shower, or deck wash
- Continuous rating but should not be run dry for long periods
- 12 vdc

Order No.	Mfg. No.	Capacity	List
280721	iL200P	200 GPH	\$63.78
280719	iL280P	280 GPH	\$60.80
280708	iL500P	500 GPH	\$89.65



954-463-4307 • D.S. Hull Company Inc. • www.dshullco.com

Plumbing / Hose / Pumps / Sanitation

RULE BILGE PUMPS • PANEL SWITCHES • FLOAT SWITCHES



Rule 360 GPH Pump with Automatic Float Switch Combo

Includes:

Rule 360 Bilge Pump

Provides outstanding quality and value. It is economically priced and designed for small boats. 3/4" (19mm) discharge outlet. 12 Volts DC unless noted.

Rule-A-Matic® Float Switch - No. 35A

Float type switch which is good for all voltages to 110 VAC. Sealed construction protects internal circuits.

Order No.	Mfg. no.	List
233618	24-35A	\$68.63



Rule Utility Pumps with Built-in Automatic Switch

Designed to remove water from basements, garages, stairwells, utility rooms, backyards, sumps, pools, pool covers, boats, and other utility applications. Includes Garden hose and rigid pipe adapters.

GPH: 1800

Voltage: 110 VAC



Order No.	Mfg. no.	List
280663	A53S	\$299.55



Rule 3800 GPH General Purpose Pump

A general purpose pump with an inlet for 1-1/2" hose. Used as a saltwater washdown pump or for large live-bait tanks. Designed as a submersible unit, it must be located below the water source. Multi-purpose bracket included.



Order No.	Mfg. No.	Voltage	List
233582	17A	12 VDC	\$363.98
280652	18A	24 VDC	\$372.53



Rule Computerized Bilge Pumps

A self contained micro-computer automatically checks the bilge every few minutes. If no water is present, the Computerized Pump does not run. If water does exist, the Computerized Pump will automatically run unit until the water is gone.




Order No.	Mfg. no.	GPH	Voltage	List
233592	53S	2000	12 VDC	\$374.43



Rule Stainless Steel Debris Strainer

Extra measure of protection for use on round based Rule pumps up to 3700 GPH. Installs directly into existing strainer. Filters out excess debris and helps prevent jamming and failure.



Order No.	Mfg. no.	List
280099	70	\$5.95



Rule Replacement Debris Strainer Bases

Extra measure of protection for use on Rule pumps up to 2000 GPH. Filters out excess debris and helps prevent jamming and failure.

Order No.	Mfg. no.	Item	List
280174	275	Round Pumps 360 to 1100 GPH	\$7.85
280183	277	Square Pumps	\$13.30
280160	278	Round Pumps 1500 to 2000 GPH	\$12.35



Rule 3-Way Deluxe Panel Switches

Controls any pump equipped with an automatic switch. Three positions: Automatic, Off or Manual. Has a spring return to "off" from manual position. Black stainless steel panel, red indicator light and fuse holder.

Order No.	Mfg. no.	Voltage	List
233589	41	12VDC	\$48.58
233590	42	24/32 VDC	\$50.60



Rule Standard 3-Way Panel Switch

Similar to the Deluxe Panel Switch, but without the indicator light or fuse holder. Has a spring return to "off" from manual position. Good for any pump, any voltage. Black stainless steel panel.

Order No.	Mfg. no.	Voltage	List
233591	45	12-32 VDC	\$35.88



Rule 3-Way Rocker Panel Switch

Features a black plastic panel, built-in fuse holder, and an internally lighted rocker switch with 3 positions (automatic, off or manual) with spring return to "off" from the manual position.

Order No.	Mfg. no.	List
280008	43	\$49.75



Rule 35 Automatic Float Switch

Float type switch which is good for all voltages to 110 VAC. Sealed construction protects internal circuits.

Order No.	Mfg. no.	List
233587	35A	\$51.30



Rule-A-Matic Plus Float Switch

Compact, sleek and rugged the Rule-A-Matic Plus Float Switch has a strong, fully integrated, impact resistant cover which protects against debris and jamming. New highly abrasion resistant wire exits out of the top to keep them out of the water and to keep wear and tear to a minimum.

Order No.	Mfg. no.	List
280191	40A	\$65.80



Rule Super Switch Float Switch

This switch is submersion protected and has a float designed to reduce cycling. Constructed to operate on voltages from 12 Volts to 110 Volts. Optional guard is available to prevent foreign objects from jamming the float.

Order No.	Mfg. no.	List
233588	37A	\$76.35



Over 350 brand name manufacturers

Enormous, 50,000 sq. ft. warehouse located next to Ft. Lauderdale International Airport to support all of our customers.

Special orders are no problem.

Selection is second to none.

120 years combined marine experience within our sales team - we can find what you need!

Exclusive Wesmar distributor.

Hours: 7:30 a.m. - 4:30 p.m. - Monday - Friday.

Our knowledgeable & friendly staff is ready to help you.

Call Debbie Senti at 954-463-4307 ext. 313

Call Jim Haun at 954-463-4307 ext. 304

Call Lou Moran at 954-463-4307 ext. 314

Call John Carracino 954-732-9570 (Cell)

Email: johnc@dshullco.com

Call Pamela Hutchisson at 954-463-4307 ext. 322

Call Bob Leatherman at 954-463-4307 ext. 305 (Wesmar)

Plumbing / Hose / Pumps / Sanitation

HYDRO AIR SWITCH • BILGE ALARM KIT • BILGE PUMPS



Rule High Water Alarm Kit

Consists of a low power float switch and an in-dash gauge that features both a visual and audible alarm. This unit allows an unmanned compartment to be constantly monitored. Add Model 33 float switches for additional compartments.

Order No.	Mfg. no.	Voltage	List
233623	33ALA	12 VDC	\$107.83
280732	32ALA	24 VDC	\$107.70



Attwood Automatic Float Switch

The Automatic Float Switch converts any bilge pump that draws 10 amps or less to fully automatic operation. The switch features a compact, low-profile design. And, it can mount on any surface from horizontal up to a 35° angle. The optional, integral cover dampens bilge sloshing to reduce pump cycling and prevents debris interference. The switch mechanism is completely isolated and sealed to resist moisture, fume-ignition and electrical shock, and contains no harmful mercury or flexing wires. Operates on 6-32 VDC only.

Order No.	Mfg. no.	List
244407	4202-7	\$42.25



Blue Sea Systems Contura Water Resistant 12V DC Panel - Bilge Pump Control

- Water resistant; designed for flybridge and open cockpit applications.
 - (ON)-OFF-AUTO Contura Switch.
 - Watertight mounting gasket.
 - Fuse holders accept commonly available AGC and MDL glass fuses.
 - "ON" indicating LED embedded in switch.
 - Completely wired and ready to install.
- Nominal Voltage: 12V DC; 24V DC
Switch Rating: 20A @ 12V DC; 5A @ 24V DC
Dimensions: 3.75" H x 2.25" 3.00" D.

Order No.	Mfg. no.	List
386735	8263	\$50.99



Pump Outlet Adapters

Order No.	Mfg. no.	Item	List
280121	57	Adapts 1800 GPH to 1" NPT	\$11.40
233596	66A	Vertical Mtg. Brkt. for 360-1100 Pumps	\$8.20
233597	67	Adapts 1-1/2" outlet to 1-1/8" Hose	\$10.70
233598	68	Adapts 1-1/8" outlet to GHT	\$10.70
233599	69	Adapts 1-1/8" outlet to 3/4" or 5/8" hose	\$7.60
280419	212	3/4" Y Fitting	\$15.20
280421	213	1-1/8" Y Fitting	\$19.35



Attwood Waterbuster Portable Pump

This patented, hand-held cordless water pump removes excess water from just about anywhere. It bails out fishing boats, canoes, and infatables, drains boat and pool covers, and empties aquariums. Runs up to five hours on three "D" size alkaline batteries. Comes complete with 42" hose. Capacity is 200 GPH. Batteries not included.

Order No.	Mfg. no.	Capacity	List
244408	4140-4	200 GPH	\$75.70



Jabsco Hydro Air Switch

Ultra reliable bilge switch, which will automatically operate bilge pumps once water level reaches 2 1/4" (55mm).

- Features:
- Air Operated
 - No Submerged Electrics
 - Safe and Reliable
 - Ignition protected (to ISO 8846 Marine)
- For 12 VDC.

Order No.	Mfg. no.	List
183763	59400-0012	\$80.15



Attwood Tsunami Series Bilge Pump

- Delivers more power with high-capacity, high-efficiency output motors.
- Replaceable interchangeable motor cores make servicing simple and quick.
- High-impact ABS plastic housing is non-conductive and resists hull pounding and bilge chemicals.
- 36" wire connection wire.

Order No.	Mfg. no.	Capacity	Outlet	List
244400	4606-7	500 GPH	3/4"	\$33.43
244402	4608-7	800 GPH	3/4"	\$50.58
244404	4612-7	1200 GPH	1-1/8"	\$66.20



Attwood Sahara Automatic Bilge Pump

Mercury free design does not harm the environment. Includes 36" lengths of 16-gauge tinned copper wire. Wire is caulked to prevent water from wicking through insulation jacket. All materials and components are state-of-the-art. Permanent magnet motor, stainless steel shaft and steel-reinforced seal assure powerful, durable performance. 12V.

Order No.	Mfg. no.	GPH	Volts	Outlet	List
244405	4505-7	500	12	3/4"	\$87.25
245102	4507-7	750	12	3/4"	\$134.03
353449	4508-1	750	24	3/4"	\$132.70
244406	5411-7	1100	12	1-1/8"	\$157.30



Whale Electric Field Sensor Bilge Pump Switch

This innovative sealed, solid-state switch has no moving parts to wear out or seals to leak. It senses bilge water levels and automatically controls the pump. All components are protected from exposure to solvents or corrosion.

Order No.	Mfg. no.	List
720630	BE9003	\$67.83



954-463-4307 • D.S. Hull Company Inc. • www.dshullco.com

Plumbing / Hose / Pumps / Sanitation

JOHNSON BILGE PUMPS & FLOAT SWITCHES • HAND BILGE PUMPS • ULTRA SAFETY PUMPSWITCHES

Johnson Pump



Johnson Heavy Duty Bilge Pumps

High performance, heavy duty bilge pump designed to meet and exceed the tough demands of commercial and recreational duty. These pumps are liquid cooled, 12 pole motor with double ball bearings for extended service life. Motor is sealed by a mechanical seal design that eliminates shaft wear and allows for service and replacement. The 1600 has lip seal. Made in U.S.A. 3 year manufacturer's warranty.

Order No.	Mfg. no.	Capacity	Voltage	Ports	List
323045	16004	1600 GPH	12 VDC	1", 1-1/8"	\$121.23
323056	22004	2200 GPH	12 VDC	1-1/8", 1-1/2"	\$163.58

Johnson Pump



Johnson Cartridge Bilge Pumps

Easy-to-install Dura-Port discharge ports to eliminate stress cracking caused by over tightened hose clamps. Pumps come with both straight and 90° smooth elbow Dura-Port.

Max. diameter: 2.75"

Max. height: 4.4"

Made in U.S.A. 3 year manufacturer's warranty.

Order No.	Mfg. no.	Capacity	Ports	Voltage	List
323001	32503	500 GPH	3/4"	12 VDC	\$34.65
323034	42123	1250 GPH	1-1/8"	12 VDC	\$68.48



Replacement Motor Cartridges

Order No.	Mfg. no.	Capacity	Voltage	List
323067	28552	500 GPH	12 VDC	\$27.75
323078	28752	750 GPH	12 VDC	\$44.60
323089	28512	1000 GPH	12 VDC	\$53.03

Beckson

Beckson Hand Bilge Pumps

Self priming, Self lubricating, Will not corrode, All plastic, Easy cleaning.

24" Bilge Pump - No. 124PF

Tube length: 24", tube diameter: 1-3/4", strokes per gallon: 6, pumps 10 gallons per minute at 60 strokes/minute.

Order No.	Mfg. no.	Strokes Per Gallon	Diameter	Length	Hose Size	List
271034	124PF	6	1-3/4"	24"	24"	\$44.55
271035	136PF	4	1-3/4"	36"	36"	\$54.80
271036	136PF6	4	1-3/4"	36"	72"	\$66.00

Johnson Pump



Johnson Automatic Bilge Pump Switch

Gull automatic bilge pumping operation. Time-proven micro switch without mercury. When water exceeds the acceptable level, pump is turned on by a rolling steel ball, which changes the pressure on the micro switch. Attaches to any Johnson Pump bilge pump through the clip on "T-slot" and can be used with 6, 12, 24 or 32 VDC systems. Made in U.S.A. 3 year manufacturer's warranty.

Order No.	Mfg. no.	List
323090	26014	\$20.33

Johnson Pump



Johnson Pump Ultima Pump Switch

Digital technology uses the patented Minus field effect detector cells producing micro-electrical fields that detect disruptions caused by water and fluids. Director cells are totally sealed and are never in contact with water, will not corrode and are not affected by oil or foreign debris. No moving parts, totally sealed solid state electronics and field detectors, no mercury and no exposed sensors eliminate corrosion possibilities and makes the Ultima switch environmentally sensitive. Activates at a 2" fluid level and deactivates at 3/4" fluid level. 3 second delay prevents false starts. Rated to handle pumps up to 20 amps at 12 or 24 volts. Made in U.S.A. 3 year manufacturer's warranty.

Order No.	Mfg. no.	List
323110	36303	\$59.05

USS Ultra Safety Systems INC.



Standard



With Sensor



Mini

Ultra Safety Systems Ultimate Pumps Switch

- Ignition protected. Marine UL listed.
- Positive acting – no timer delays – no electronics.
- Impervious to all materials found in bilges.
- Switch components sealed against moisture.
- Patented design provides maximum immunity to clogging, sticking or pump burn-out.
- Wiring instructions engraved on the switch.
- Exceeds U. S. Coast Guard standards.
- Senior models include Alarm Sensor at 3-1/2" (Alarm not included)

Order No.	Mfg. no.	Model	Features	Dimensions	Voltage	List
109277	UPS-06-12V	Mini	Standard	4" H; 1-3/4" Dia.	12 VDC	\$160.00
109289	UPS-06-24/32	Mini	Standard	4" H; 1-3/4" Dia.	24 VDC	\$160.00
109193	UPS-02-12V	Junior	Standard	6-1/4" H; 2-1/2" Dia.	12 VDC	\$160.00
109192	UPS-02-24/32V	Junior	Standard	6-1/4" H; 2-1/2" Dia.	24/32 VDC	\$160.00
109285	UPS-01-12V	Senior	Alarm Sensor	6-1/4" H; 2-1/2" Dia.	12 VDC	\$187.00
109297	UPS-01-24/32V	Senior	Alarm Sensor	6-1/4" H; 2-1/2" Dia.	24/32 VDC	\$187.00

Plumbing / Hose / Pumps / Sanitation

AIR CONDITIONING CIRCULATION PUMPS



Cal Pumps

These 304 stainless steel/bronze constructed submersible or open air pumps are continuous duty but not self-priming. They are ignition protected complete with a six foot power cord. The 320 has a 316 stainless steel shaft, the 580 and 1200 are 304 stainless steel with hard chrome plate. All have thermal overload protection and viton double lip seals. US Coast Guard approved.



Order No.	Mfg. no.	Capacity	Voltage	Inlet NPT	Outlet NPT	List
296311	MS320-6	320 GPH	115 AC	1/2"	3/8"	\$229.00
353704	MS580-6	580 GPH	115 AC	3/4"	1/2"	\$347.00
353716	MS900-6	900 GPH	115 AC	3/4"	1/2"	\$355.00
353729	MS1200-6	1200 GPH	115 AC	3/4"	1/2"	\$387.00
353746	MS1200-6-2B	1200 GPH	220 VAC	3/4"	1/2"	\$409.00



Mounting Bracket

Fits models MS580 TO MS1200

Order No.	Mfg. no.	List
353755	Large Mounting Bracket	\$30.54




Oberdorfer Centrifugal Pumps for Marine Air Conditioning Systems

Stainless Steel for Marine Use
 * PTFE Barrier Seal to Protect Motor Bearings
 * Carbon Face Mechanical Pump Seals
 * FKM or Chemlon Pump Seals Available for Solvent Transfer
 * Explosion Proof Motors Available
 * Will Handle Contaminated Liquids
 * A Standard in the Marine Air Conditioning Industry
 115 VAC/230 VAC.



Order No.	Mfg. no.	Inlet	Port Size	GPM	HP	Shut Off	List
380711	104M-06-10F36BJ	Non-Reversing	3/4" x 3/4"	24	1/3	52 psi	\$798.70
380745	109MB-10J36BJ	Reversing	1-1/4" x 1"	60	1/2	44 psi	\$967.54

104M-06



109MB



Pump Heads

Order No.	Mfg. no.	List
380702	104M-06	\$479.00
380734	109MB-109MBJ36BJ	\$687.70



SHURFLO®

ShurFlo 4728 Series Refrigeration Circulation Pump

Specifically designed for refrigeration cold plate circulation, This pump features a positive displacement four-chamber diaphragm and EPDM valves for proven priming ability and longer life.


Replacement for 2095
 Continuous duty motor
 Self-priming up to 4'
 Run dry capability
 12 VDC motor
 Seamless Motor Shell - Waterproof
 40 psi pressure.
 Dimensions: 7.3" x 4.9" x 4.5"



Order No.	Mfg. no.	Capacity	Inlet NPT	Outlet NPT	List
328452	4728-110-E10	1.5 GPM	1/2" 1 4	1/2" 14	\$174.69



March Air Conditioning Pumps



LC-2CP-MD



AC5CMD

Order No.	Mfg. no.	GPM	Inlet	Outlet	Type	Voltage	List
109018	LC2CPMD-115V	5	3/8" FPT	1/4" MPT	Liquid Cooled	115 VAC	\$338.00
103348	LC3CP-MD-115V	8.5	3/4" FPT	1/2" MPT	Liquid Cooled	115 VAC	\$382.00
109150	LC3CPMD-230V	8.5	3/4" FPT	1/2" MPT	Liquid Cooled	230 VAC	\$409.00
109184	LC5CMD-115V	16.5	1" FPT	1/2" MPT	Liquid Cooled	115 VAC	\$914.00
109195	LC5CMD-230V	16.5	1" FPT	1/2" MPT	Liquid Cooled	230 VAC	\$916.00
106930	AC5CMD-115V	16.3	1" FPT	1/2" MPT	Air Cooled	115 VAC	\$369.00
109017	AC5CMD-230V	16.3	1" FPT	1/2" MPT	Air Cooled	230 VAC	\$403.00



125-0113-01



0130-0020-0100



0150-0030-0100

Parts

Order No.	Mfg. no.	Item	List
109161	0125-0113-0100	Base with Grommets	\$22.50
109173	0130-0020-0100	Impeller for LC-3C	\$34.20
107681	0150-0030-0100	Impeller for AC-5C	\$48.60



SHURFLO®

ShurFlo 8050 Series Refrigeration Circulation Pump

Specifically designed for refrigeration cold plate circulation, This pump allows you to adjust water flow according to your system, it features a positive displacement, three chamber diaphragm, self-priming to 4 feet vertical - and EPDM valves for proven ability and larger life.

Continuous duty motor
 Self-priming up to 4'
 Run dry capability
 12 VDC motor
 Seamless Motor Shell - Waterproof
 30 psi pressure.
 Dimensions: 7.25" x 4/25" x 4.40"



Order No.	Mfg. no.	Capacity	Inlet NPT	Outlet NPT	List
328441	8050-261-105	0.5 GPM	1/2"	1/2"	\$166.89

Primetime AC Circulation Pumps

Self-primers - whether it encounters air-lock or shallow draft, it will pass that air.

Simplifies installation. Because it is self-priming it can be mounted in an accessible place even above the waterline.

ISO 8846 ignition protected motors painted white with an extended cord with plug.

Flow: up to 31 gpm

Head: up to 51'

Housing: 316 Stainless Steel (Investment Cast)

Cover: 316 Stainless Steel (Investment Cast)?

Impeller: 316 Stainless Steel Semi-Open (Sintered PM)


Wear Plate: 316 Stainless Steel Mechanical

Seal: Carbon/Ceramic/Viton Bellows 150 PSI

O-ring/Flapper: Viton

Hydraulic Motor: Iron, Gerotor Type, .08 Cu. In. Displacement

Weight: 12 lbs



Order No.	Mfg. no.	Voltage	List
381070	PT-115VT-60-W	115 VAC	\$927.40
381084	PT-230VT-50/60-W	230 VAC	\$927.40

Plumbing / Hose / Pumps / Sanitation

SHURFLO PUMP PARTS • JABSCO REPLACEMENT PARTS



SHURFLO®




94-706-00



94-706-01



94-668-00



94-670-01



94-669-00



94-069-00



94-670-02



64-030-01

Replacement Parts

Order No.	Mfg. no.	Description	List
328352	94-706-00	Switch Assembly for 2901 & 3901	\$65.61
328362	94-706-01	Upper Housing for 2901 & 3901	\$40.01
328374	94-706-02	Valve Assembly for 2901 & 3901	\$57.82
328385	94-668-00	SRS Switch Assembly for 4901	\$56.71
328396	94-670-01	Upper Housing for 4901	\$56.71
328407	94-669-00	Valve Assembly for 4901	\$68.95
328418	94-069-00	SRS Switch Assembly for 5901	\$65.61
328429	94-670-02	Upper Housing for 5901	\$54.01
328430	64-030-01	Valve Assembly for 5901	\$72.29



Westerbeke Impeller

Order No.	Mfg. no.	Fits	List
277290	34440	20B Two, 30B Three, 8BTD, 35B Three, 38B Four, 32B Four	\$57.96



a xylem brand



Gaskets

Order No.	Mfg. no.	Fits	List
241123	890-000	23340-1001	\$4.75
241178	816-0000	1800 Series	\$10.70
241205	3298-0000	11810 Pump	\$10.70



a xylem brand



Seals

Order No.	Mfg. no.	Fits	List
241128	96080-0080	Seal Assembly	\$73.63
241179	92700-0060	Shaft Seal	\$32.08
241180	92700-0420	Shaft Seal	\$34.45
241191	6407-0010	Seal Assembly	\$81.65
241219	817-000	Seal	\$33.25



a xylem brand



Jabco In-Line Non-return Valves

Non-return valves help priming and prevent back-flow of water into the bilge. There are three sizes for 3/4", 1", and 1-1/2".

Order No.	Mfg. no.	Size	List
181585	29295-1011	3/4"	\$26.73
181563	29295-0000	1"	\$26.73
181574	29295-0010	1-1/2"	\$26.73



a xylem brand



Jabco Thru-Deck Kit for Jabco Amazon Manual Bilge Pump

For Universal and Warrior manual pumps only.

Order No.	Mfg. no.	List
181530	29279-0000	\$27.33

Plumbing / Hose / Pumps / Sanitation

JABSCO IMPELLERS • CAMS • END COVERS

Jabsco Impellers



JABSCO

a xylem brand

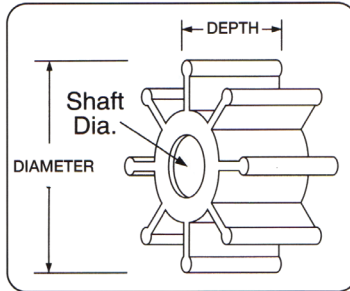


CHART A - Measuring Your Impeller

1	SLOTTED SHAFT PIN DRIVE	
2	THROUGH HOLE PIN DRIVE	
3	KEY DRIVE	
4	SINGLE FLAT DRIVE	
5	DOUBLE FLAT DRIVE	
6	DING DRIVE KEYWAY	
7	SPLINE DRIVE	
8	RIBBED SEGMENT KEY	

CHART B - Identifying the Impeller Drive

Jabsco Impellers

Order No.	Mfg. no.	Material	Type	Drive Type	Blades	Diameter	Depth	Shaft Diameter	Insert Material	List
241098	6303-0001-P	Neoprene Impeller	H	4	6	2"	7/8"	5/16"	Plastic	\$34.45
241099	6303-0003-P	Nitrile Impeller	H	4	6	2"	7/8"	5/16"	Plastic	\$34.45
241092	4528-0001-P	Neoprene Impeller	D	1 OR 2	6	1-9/16"	3/4"	3/8"	Brass	\$46.88
241100	18673-0001-P	Neoprene Impeller	I	1 or 2	10	2"	7/8"	1/2"	Brass	\$57.00
241101	18673-0003-P	Nitrile Impeller	I	1 or 2	10	2"	7/8"	1/2"	Brass	\$57.00
241104	5929-0003-P	Nitrile Impeller	K	6	12	2-1/4"	1-1/4"	1/2"	Brass	\$124.70
241105	18777-0001-P	Neoprene Impeller	HH	7	10	2-1/4"	2"	5/8"	Brass	\$48.70
241107	920-0001-P	Neoprene Impeller	M	7	8	2-9/16"	2"	5/8"	Brass	\$49.88
241440	920-0003-P	Nitrile Impeller	M	7	8	2-9/16"	2"	5/8"	Brass	\$49.88
241108	6056-0003-P	Nitrile Impeller	M	6	8	2-9/16"	2"	5/8"	Brass	\$184.08
241111	17935-0001-P	Neoprene Impeller	Q	7	12	3-1/4"	2-1/2"	1"	Brass	\$87.88
241112	17936-0001-P	Neoprene Impeller	Q	7	12	3-3/4"	3-1/2"	1"	Brass	\$137.75
241115	17954-0001-P	Neoprene Impeller	Y	4	10	2-9/16"	2"	3/4"	Brass*	\$57.00
241200	17370-0001-P	Neoprene Impeller	Q	5	12	3-3/4"	3-1/2"	1"	Plastic	\$174.58
241212	17937-0001-P	Neoprene Impeller	Y	7	10	2-9/16"	2"	5/8"	Brass	\$51.08
180991	18786-0001-W	Neoprene Service Kit	R	5	9	4-5/8"	3-1/2"	1"	Plastic	\$223.25
180683	18653-0001-P	Neoprene Service Kit	I	1	10	2"	7/8"	5/32"	Brass	\$59.38
280968	22799-0001-P	Neoprene Service Kit	G	3	6	2"	7/8"	1/2"	Brass	\$83.13
180122	11979-0001P	Neoprene Service Kit	M	7	8	2-9/16"	1-7/16"	5/8"	Brass	\$65.48
180507	18327-0001-P*	Neoprene Service Kit	Y	3	10	2-9/16"	2"	5/8"	Bronze	\$77.20
181123	18958-0001-P	Neoprene Service Kit	GG	3	12	3-3/4"	2-5/32"	25/32"	Brass	\$128.25
181167	22405-0001--P	Neoprene Service Kit	D	1	6	1-9/16"	3/4"	15/32"	Brass	\$32.08
183345	4598-0003-P	Nitrile Service Kit	M	3	8	2-9/16"	2"	5/8"	Brass	\$83.13
241093	17255-0003**	Nitrile Service Kit	D	-	6	1-9/16"	3/4"	1/4"	None	\$36.83
241102	1210-0001-P	Neoprene	-	7	12	2-1/4"	1-1/4"	5/8"	Brass	\$46.33
241103	1210-0003-P	Nitrile	-	7	12	2-1/4"	1-1/4"	5/8"	Brass	\$46.33
182586	37006-0000	Centrifugal	-	-	-					\$32.90

*Replaces Sherwood 15000K; **Impeller with Shaft

JABSCO
a xylem brand



Cams

Order No.	Mfg. no.	Description	List
180980	18785-0000	Cam Liner Kit	\$304.00

JABSCO
a xylem brand



End Covers

Order No.	Mfg. no.	List
241117	11830-0000	\$21.38

Like Us On
facebook

954-463-4307 • **D.S. Hull Company Inc.** • www.dshullco.com

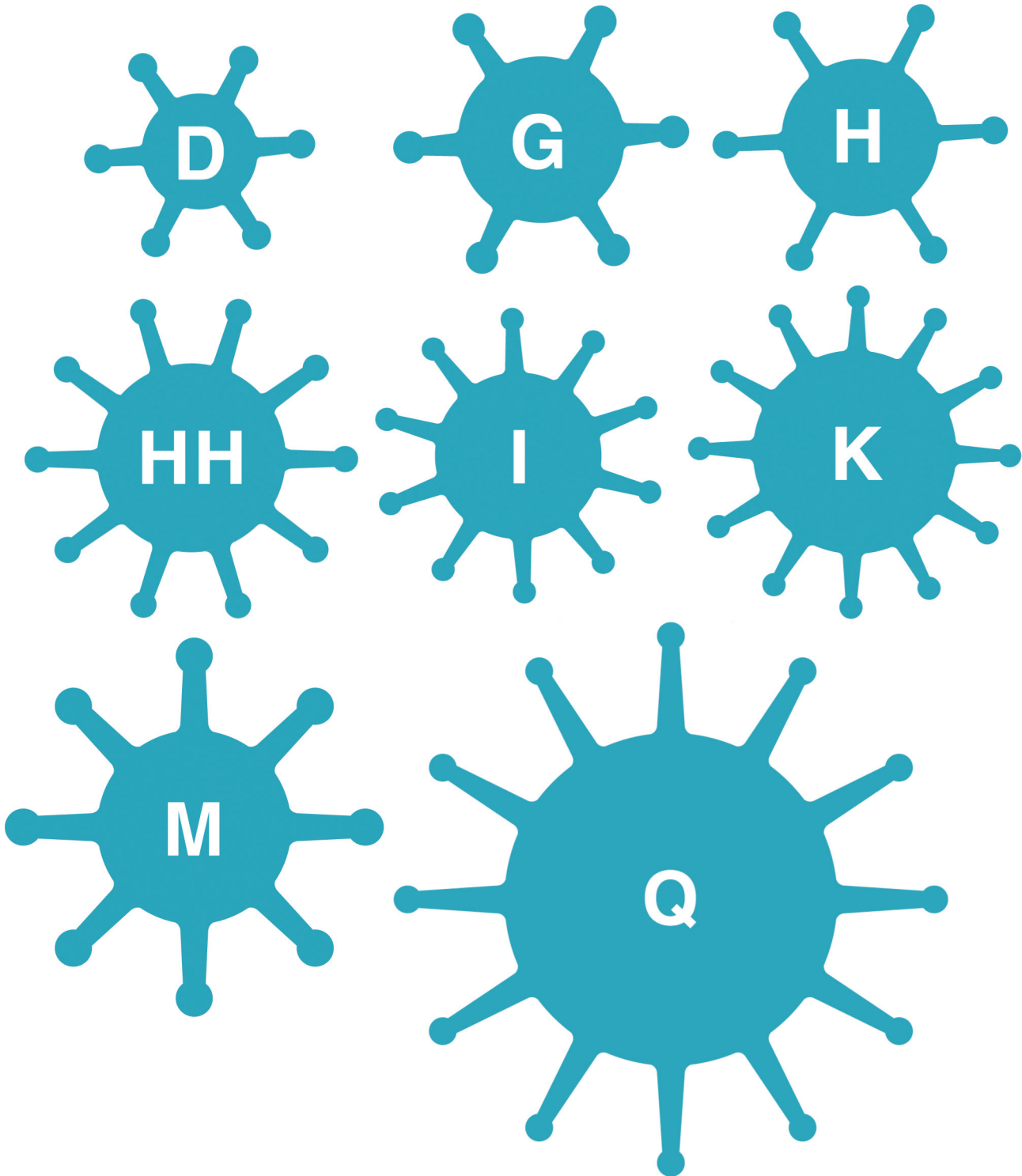
Plumbing / Hose / Pumps / Sanitation
IMPELLERS

Jabco Impellers

Silhouettes are actual size.
See page 282 for sizing guide.



954-463-4307 • **D.S. Hull Company, Inc.** • www.dshullco.com



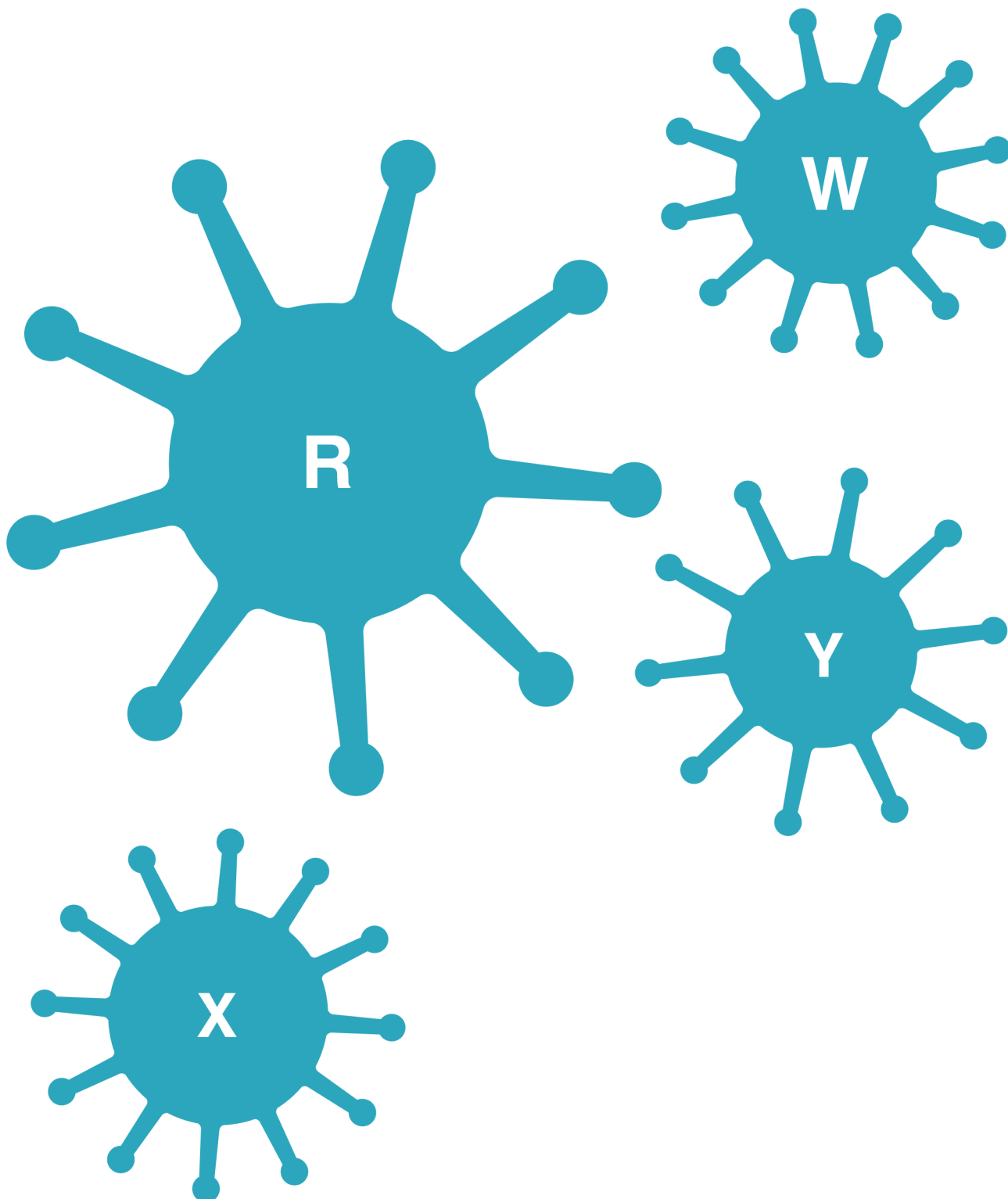
Plumbing / Hose / Pumps / Sanitation

IMPELLERS



a xylem brand

Silhouettes are actual size.
See page 282 for sizing guide.



954-463-4307 • **D.S. Hull Company Inc.** • www.dshullco.com

Plumbing / Hose / Pumps / Sanitation

JABSCO/PAR PUMP PARTS

Like Us On
facebook

954-463-4307 • D.S. Hull Company, Inc. • www.dshullco.com



Jabsco/PAR Diaphragm Pump Parts

Order No.	Mfg. no.	Item	Fits	List
241016	30200-0000	Motor 12 VDC	34600, 36600, 36680	\$224.45
351203	30200-0010	Motor 24 VDC	34600, 36600, 36680	\$260.08
241018	30200-0020	Motor 32 VDC	34600, 36600, 36680	\$260.08
241047	30022-0000	Belt	36600, 36680	\$29.70
241024	37173-0000	Connecting Rod Assy	36600, 36680	\$84.33
241026	30016-0000	Diaphragm	36600, 36680	\$70.08
241051	30003-0000	Valve Set	36600, 36680	\$70.08
241224	43990-0058	Vibration Pad Kit	36680	\$40.38
241175	30040-0000	Connecting Rod Assy.	36960, 37202	\$70.08
181706	30124-0000	Service Kit	36600	\$182.88
181684	30121-0000	Service Kit	36900	\$194.75
181673	30120-0000	Service Kit	36960	\$159.13
181662	30101-0000	Service Kit	34600	\$194.75
181640	30012-0000	Diaphragm	34600	\$87.88
181618	30002-0000	In/Out Valves	34600	\$93.83
150103	44106-1000	Toilet Joker Valve	37010	\$11.65
241009	18753-0141	Micro Switch	30420	\$22.58
241010	37121-0010	New Style Std. Pressure Switch with Conversion kit to mount to older pumps	36900, 36800, 36950, 36970, 37205	\$57.00
241028	30004-0000	PAR Valve Kit (In & Out)	36800, 36800, 36800, 36800, 36900, 36900, 36900, 36900,	\$70.08
241030	37176-0000	PAR Ports Barb Kit (In and Out)	36900	\$40.38
241031	37177-0000	Small Pulsation Dampener	36900, 36800, 36600	\$40.38
241058	30015-0000	PAR Diaphragm Kit	36960, 36800, 36950	\$32.08
241208	30122-0000	PAR Service Kit	36800	\$159.13
241230	37040-0000	PAR Electric Head Service Kit	37010	\$83.13
241022	30021-0000	PAR Belt Kit	36900, 36800, 34600	\$29.70
241052	37175-0000	PAR Port Set (In & Out)	36600, 36680, 36960,	\$26.13
182575	37004-1000	Base Assembly	37010	\$176.95
182432	36403-0000	O-Ring for Pump Guard Strainer	36400-000, 36400-1000, 36200-0000	\$2.00
183092	43990-0062	Service Kit	36680-2000	\$171.00
351214	37072-0092M	12 Volt Motor Assembly	37245-0092 12 Volt Quiet Flush Electric Toilet	\$320.75
351225	37072-0094	24 Volt Motor Assembly	37245-0094 24 Volt Quiet Flush Electric Toilet	\$320.75

Plumbing / Hose / Pumps / Sanitation


JOHNSON IMPELLER SILLOUETTES

Johnson Pump Impellers
Silhouettes are actual size.

> Johnson Pump®



954-463-4307 • **D.S. Hull Company Inc.** • www.dshullco.com



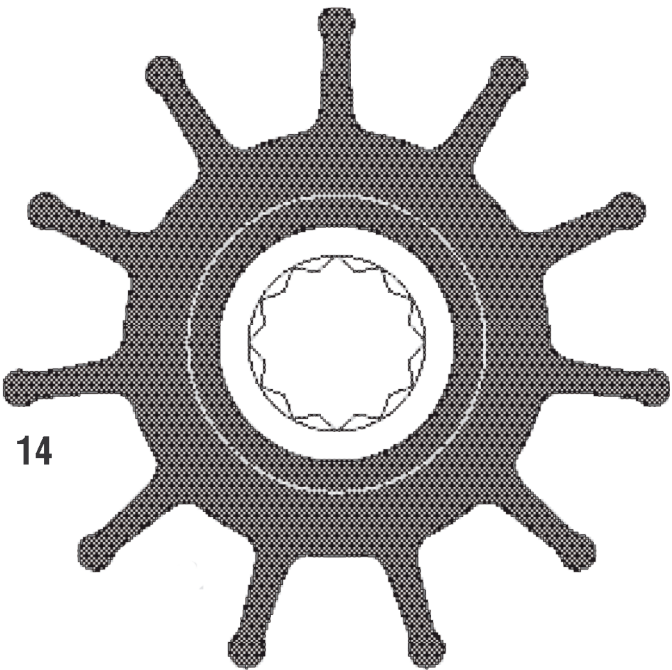
Plumbing / Hose / Pumps / Sanitation
JOHNSON PUMP IMPELLERS

Johnson Pump Impellers
Silhouettes are actual size.

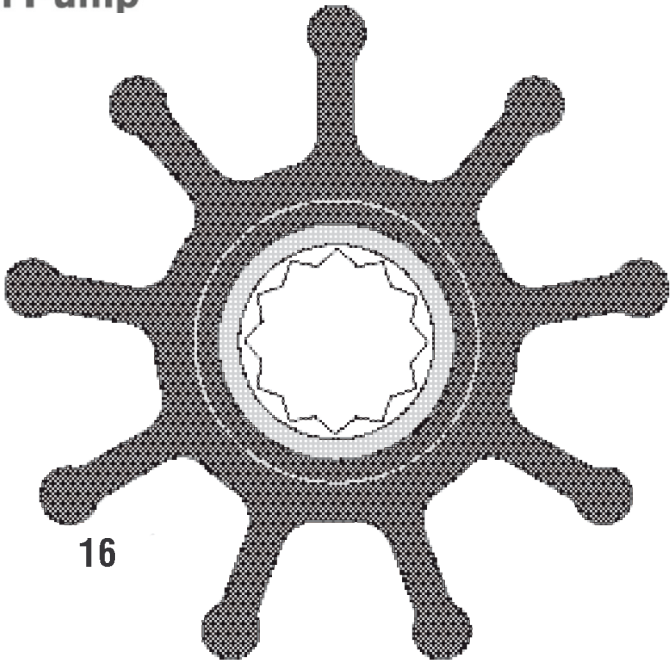
Johnson Pump®



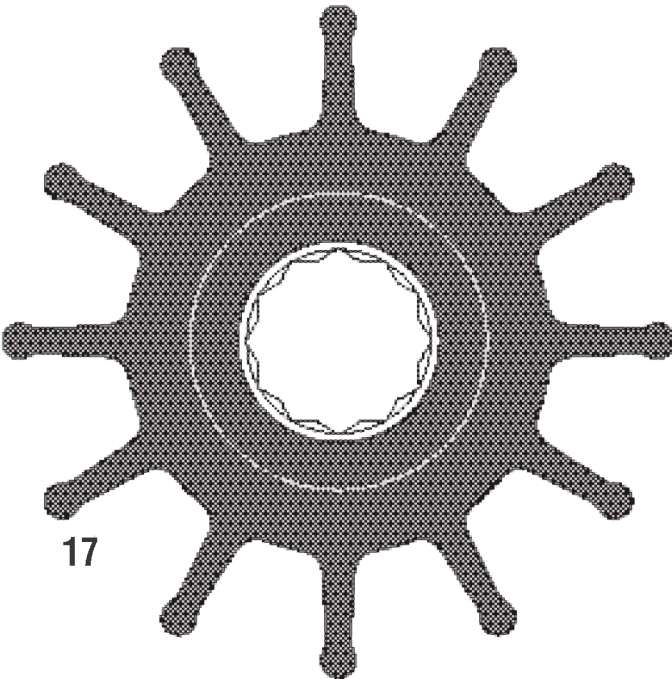
954-463-4307 • **D.S. Hull Company, Inc.** • www.dshullco.com



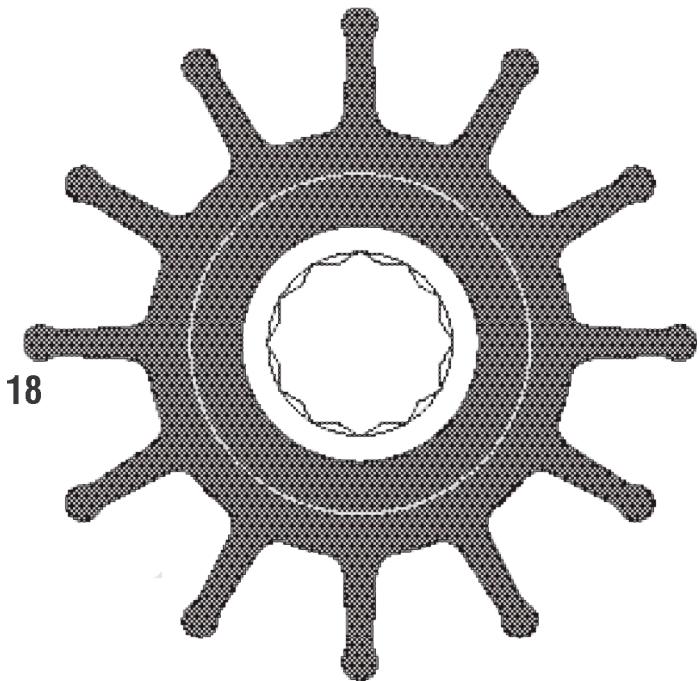
14



16



17

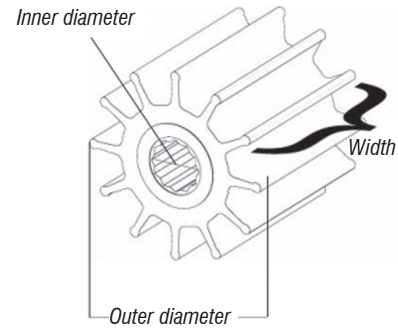



18

Plumbing / Hose / Pumps / Sanitation

JOHNSON PUMP IMPELLERS • GASKETS • CAMS

> Johnson Pump®



Johnson Pump Impellers

Order No.	Mfg. no.	Reference	Fits	Material	Outer Diameter	Inner diameter	Width	List
323222	09-801B	9	F5	Neoprene	2.25"	.63" Key	1.24"	\$80.20
323233	09-802B	16	F9	Neoprene	3.74"	Splines	3.48"	\$169.78
323266	09-814B	17	F9	Neoprene	3.74"	Splines	3.48"	\$131.95
323288	09-820B	18	F95	Neoprene	3.74"	Splines	5.12"	\$380.10
323299	09-821BT-1	13	F75	MC97	2.56"	Splines	3.15"	\$121.68
323301	09-824P-9	6	F4	Nitrile	2.00"	0.31" / Flat	0.87"	\$42.98
323312	09-1026B-1	8	F4	Nitrile	2.00"	0.50"	0.87"	\$33.50
323323	09-1027B-1	10	F5	MC97	2.25"	Splines	1.24"	\$41.45
323334	09-1028BT-1	12	F7	MC97	2.56"	Splines	1.98"	\$50.48
323345	09-1052S-9	3	F3	Nitrile	1.78"	0.31" / Flat	0.50"	\$30.33
323356	09-1077B-9	1	F2	Nitrile	1.29"	0.31" / Flat	0.50"	\$45.23
150164	09-808B-1	5	F35	MC97	1.58"	0.47"	0.75"	\$28.25
140363	09-810B-1	7	F4	MC97	2.00"	0.47"	0.87"	\$32.08
140018	09-812B-1	11	F6	MC97	2.25"	Splines	1.90"	\$54.68


> Johnson Pump®



Gaskets

Order No.	Mfg. no.	Fits	List
323367	01-43142	F3	\$3.28
323378	01-43240	F35	\$3.28
323389	01-45284	F4	\$3.28
323390	01-42636	F5	\$3.28
323403	01-42401	F5	\$3.75
323410	01-45020	F5	\$6.70
323414	01-45315	F5/6	\$6.80
323425	01-42445	F7	\$3.45
323436	01-45354*	F8	\$6.80
323447	01-42424	F8/9	\$4.53

> Johnson Pump®



Cams

Order No.	Mfg. no.	Fits	List
323525	01-42910	F35	\$29.00
323536	01-42389	F4	\$20.63
323547	01-45329	F5	\$27.88
323558	01-45670	F6	\$37.13
323570	01-46146*	F75	\$70.00
323581	01-42680	F8	\$54.10
323592	01-43137	F9	\$72.50
323604	01-35744	F95	\$117.50

Plumbing / Hose / Pumps / Sanitation

JOHNSON PUMP PARTS

> Johnson Pump®



0.2233.010

0.2233.001

Lip Seals

Order No.	Mfg. no.	List
323458	0.2233.010	\$11.00
323469	0.2233.001	\$14.23

> Johnson Pump®



09-45595

09-45589

09-45587

09-47426

09-45808

09-45825

09-842B

Service Kits

Order No.	Mfg. no.	Fits	List
323659	09-45595	F3B	\$55.75
323660	09-45589	F35B	\$83.40
323671	09-45587	F4B	\$67.95
323682	09-45808	F5B	\$93.53
323693	09-45825	F6B	\$94.53
323705	09-47426	F7B	\$126.98
323716	09-45579*	F8B	\$197.50
323360	09-842B	Man Engine	\$434.50



Over 350 brand name manufacturers
Enormous, 50,000 sq. ft. warehouse located next to Ft. Lauderdale International Airport to support all of our customers.
Special orders are no problem.
Selection is second to none.
120 years combined marine experience within our sales team - we can find what you need!
Exclusive Wesmar distributor.
Hours: 7:30 a.m. - 4:30 p.m. - Monday - Friday.
Our knowledgeable & friendly staff is ready to help you.
Call Debbie Senti at 954-463-4307 ext. 313
Call Jim Haun at 954-463-4307 ext. 304
Call Lou Moran at 954-463-4307 ext. 314
Call John Carracino 954-732-9570 (Cell)
Email: johnc@dshullco.com
Call Pamela Hutchisson at 954-463-4307 ext. 322
Call Bob Leatherman at 954-463-4307 ext. 305 (Wesmar)

> Johnson Pump®



01-46794-05

0.0279.300

0.0279.033

0.0141.901

0.0141.700

01-46794-14

End Cover Screws

Order No.	Mfg. no.	List
323738	01-46794-03*	\$5.10
323749	01-46794-04	\$3.23
323750	01-46794-05	\$4.68
323761	0.0279.300	\$3.18
323772	0.0279.033	\$3.18
323783	0.0141.901	\$3.18
323828	0.0141.700	\$3.18

*Image not available.

> Johnson Pump®



01-46794-01

01-46794-10

Pump Cam Screws

Order No.	Mfg. no.	List
323794	01-46794-01	\$4.83
323817	01-46794-10	\$3.15

> Johnson Pump®



01-45087

01-42399

01-42443

01-42423

Wear Plates

Order No.	Mfg. no.	List
323615	01-45087	\$4.63
323626	01-42399	\$9.88
323637	01-42443	\$19.75
323648	01-42423	\$40.00

Plumbing / Hose / Pumps / Sanitation


OBERDORFER PUMP PARTS

Oberdorfer Pump Parts

OBERDORFER PUMPS



6599




7188

Gaskets

Order No.	Mfg. no.	List
100717	6599	\$6.50
380919	7188	\$6.00

OBERDORFER PUMPS




104M-06



109MB

Pump Heads

Order No.	Mfg. no.	List
380702	104M-06	\$479.00
380734	109MB	\$604.85



5475

6845

6847

Key

OBERDORFER PUMPS

Order No.	Mfg. no.	For Pump	List
380886	5475	405/406M	\$6.00
380897	6845	405/406M	\$11.00
380908	6947	406M	\$6.00

OBERDORFER PUMPS



10720



10721



10955



10956



10725

Service Kits

Order No.	Mfg. no.	For Pump	List
380723	10720	104M	\$99.00
380756	10721	109MB	\$99.00
380849	10955	405M	\$133.00
380853	10956	406M	\$133.00
381013	10725	202-317M	\$67.00

OBERDORFER PUMPS



32155




32230


Seals

Order No.	Mfg. no.	For Pump	List
380767	32155	104M & 109M	\$42.00
380875	32230	405/406M	\$67.00

OBERDORFER PUMPS



6603



6593

Impellers

Order No.	Mfg. no.	For Pump	List
380864	6603	405/406M	\$97.00
381024	6593	202	\$46.90



954-463-4307 • **D.S. Hull Company Inc.** • www.dshullco.com

Plumbing / Hose / Pumps / Sanitation

SHERWOOD PUMP PARTS

Sherwood Pump Parts



10077K

10615K

09000K


Threaded Turn Key Design



17000K

09959K


18000K



08000K

15000K

22000K



26000K

27000K

10615K


Impellers

Order No.	Mfg. no.	List
100597	10077K-SHW	\$45.33
100603	10615K-SHW	\$41.28
122155	09000K-SHW	\$41.33
133000	17000K-SHW	\$82.48
133001	09959K-SHW	\$32.15
133014	18000K-SHW	\$238.88
138013	08000K-SHW	\$34.79
138035	15000K-SHW	\$69.43
138182	22000K-SHW	\$376.23
138215	26000K-SHA	\$210.04
138226	27000K-SHW	\$107.57
100603	10615K-SHW	\$41.28




Strainer Screen Assembly

Order No.	Mfg. no.	Mesh	Fits	List
100033	3800-0026	80	1/2" - 3/4"	\$19.23
100018	11810-SHW	20	1/2" - 3/4"	\$19.90
100019	3800-0042	80	1"	\$35.63
100020	11807-SHW	20	1"	\$25.18



10927

12859




10514C

15955

Seal Seat Assemblies

Order No.	Mfg. no.	List
130205	10927-SHW	\$47.68
100030	12859-SHW	\$33.10
138024	10514C-SHW	\$22.55
138068	15955-SHW	\$41.32



12855

10931


Gaskets

Order No.	Mfg. no.	List
100028	12855-SHW	\$3.30
100026	10931-SHW	\$2.78



O-Rings

Order No.	Mfg. no.	List
100027	12231-SHW	\$4.60
138147	19712-SHW	\$2.85
130061	11805-SHW	\$8.98
130100	11803-SHW	\$9.13



12211

23448

Bearings

Order No.	Mfg. no.	List
100031	12211-SHW	\$25.03
138193	23448-SHW	\$26.83




04258

15952

Retaining Ring

Order No.	Mfg. no.	List
100032	04258-SHW	\$3.58
138057	15952-SHW	\$9.60



04432

19667

Woodruff Keys

Order No.	Mfg. no.	Dimensions	List
138002	04432-SHW	15/16" x 5/16" x 3/16"	\$9.68
138136	19667-SHW	3/16" x 3/16" x 2"	\$8.20




15853

10944

Cams

Order No.	Mfg. no.	List
130067	15883-SHW	\$70.50
100594	10944-SHW	\$70.60



Wear Plate

Order No.	Mfg. no.	List
138114	18441-SHW	\$53.13
138171	19837-SHW	\$88.25
138125	18742-SHW	\$54.83

Like Us On facebook

954-463-4307 • D.S. Hull Company, Inc. • www.dshullco.com